

*KAHM Unity Women's College, Manjeri*  
**Internal Quality Assurance Cell (IQAC)**  
**Submission of Annual Quality Assurance**  
**Report (AQAR) 2014-15**



**राष्ट्रीय मूल्यांकन एवं प्रत्यायन परिषद्**

विश्वविद्यालय अनुदान आयोग का स्वायत्त संस्थान

**NATIONAL ASSESSMENT AND ACCREDITATION COUNCIL**

*An Autonomous Institution of the University Grants Commission*

P. O. Box. No. 1075, Opp: NLSIU, Nagarbhavi, Bangalore - 560 072 India

## The Annual Quality Assurance Report (AQAR) of the IQAC

All NAAC accredited institutions will submit an annual self-reviewed progress report to NAAC, through its IQAC. The report is to detail the tangible results achieved in key areas, specifically identified by the institutional IQAC at the beginning of the academic year. The AQAR will detail the results of the perspective plan worked out by the IQAC. (Note: *The AQAR period would be the Academic Year. For example, July 1, 2012 to June 30, 2013*)

### Part – A

AQAR for the year (for example 2010-11)

#### I. Details of the Institution

Korambayil Ahmed Haji Memorial Unity Women's College

Narukara.P.O

1.1 Name of the Institution

Manjeri

1.2 Address Line 1

Malappuram

Address Line 2

Kerala

City/Town

676122

State

info@unitywomenscollege.in

Pin Code

0483 2767142

Institution e-mail address

Dr. C. Saidalavi

Contact Nos.

Name of the Head of the Institution:

9446666684

Tel. No. with STD Code:

Dr. IP Abdul Razak

Mobile:

9446156942

Name of the IQAC Co-ordinator:

iqac@unitywomenscollege.in

Mobile:

IQAC e-mail address:

1.3 NAAC Track ID (For ex. MHCOGN 18879)

1.4 NAAC Executive Committee No. & Date:

(For Example EC/32/A&A/143 dated [www.unitywomenscollege.in](http://www.unitywomenscollege.in)  
This EC no. is available in the right corner- bottom  
of your institution's Accreditation Certificate)

1.5 Website address:

Web-link of the AQAR:

For ex. <http://www.ladykeanecollege.edu.in/AQAR2012-13.doc>

1.6 Accreditation Details

Sl. No.	Cycle	Grade	CGPA	Year of Accreditation	Validity Period
1	1 <sup>st</sup> Cycle	B+	75.75	2005	2010
2	2 <sup>nd</sup> Cycle	B	2.82	2014	2019 01.10.2005
3	3 <sup>rd</sup> Cycle				
4	4 <sup>th</sup> Cycle				

1.7 Date of Establishment of IQAC :

DD/MM/YYYY

1.8 Details of the previous year's AQAR submitted to NAAC after the latest Assessment and Accreditation by NAAC (*for example AQAR 2010-11 submitted to NAAC on 12-10-2011*)

- i. AQAR \_\_\_\_ AQAR 2012-13 on 23.12.2013 (DD/MM/YYYY)
- ii. AQAR \_\_\_\_ AQAR 2013-14 on 09.06.2015 (DD/MM/YYYY)
- iii. AQAR \_\_\_\_ AQAR 2014-15 on 28.03.2016 (DD/MM/YYYY)
- iv. AQAR \_\_\_\_\_ (DD/MM/YYYY)

1.9 Institutional Status

University State  Central  Deemed  Private

Affiliated College Yes  No

Constituent College Yes  No  ✓

Autonomous college of UGC Yes  No

Regulatory Agency approved Institution Yes  No

(eg. AICTE, BCI, MCI, PCI, NCI) ✓

Type of Institution Co-education  Men  Women

Urban  Rural  Tribal

Financial Status Grant-in-aid  UGC 2(f)  UGC 12B

Grant-in-aid + Self Financing  Totally Self-financing

1.10 Type of Faculty/Programme

Arts  Science  Commerce  Law  PEI (Phys Edu)

TEI (Edu)  Engineering  Health Science  Management

Others (Specify)

1.11 Name of the Affiliating University (*for the Colleges*)

1.12 Special status conferred by Central/ State Government-- UGC/CSIR/DST/DBT/ICMR etc

Autonomy by State/Central Govt. / University	<input type="text"/>		
University with Potential for Excellence	<input type="text"/>	UGC-CPE	<input type="text"/>
DST Star Scheme	<input type="text"/>	UGC-CE	<input type="text"/>
UGC-Special Assistance Programme	<input type="text"/>	DST-FIST	<input type="text"/>
UGC-Innovative PG programmes	<input type="text"/>	Any other ( <i>Specify</i> )	<input type="text"/>
UGC-COP Programmes	<input type="text" value="8"/> <input type="text" value="1"/>		

**2. IQAC Composition and Activities**

2.1 No. of Teachers	<input type="text" value="0"/>
2.2 No. of Administrative/Technical staff	<input type="text"/>
2.3 No. of students	<input type="text" value="0"/>
2.4 No. of Management representatives	<input type="text"/>
2.5 No. of Alumni	<input type="text"/>
2.6 No. of any other stakeholder and community representatives	<input type="text"/>
2.7 No. of Employers/ Industrialists	<input type="text" value="11"/>
2.8 No. of other External Experts	<input type="text"/>
2.9 Total No. of members	<input type="text"/>

2.10 No. of IQAC meetings held 1  2 0 1 0

2.11 No. of meetings with various stakeholders: No.  Faculty   
Non-Teaching Staff  Students  Alumni  Others   
000/(3 lakh)

2.12 Has IQAC received any funding from UGC during the year? Yes  No   
 If yes, mention the amount

2.13 Seminars and Conferences (only quality related) 2

(i) No. of Seminars/Conferences/ Workshops/Symposia organized by the IQAC  
 Internal quality improvement  
 Total Nos.  International  National  State  Institution Level   
 Effective evaluation system

(ii) ~~Effective~~

2.14 Significant Activities and contributions made by IQAC

2.15 Plan of Action by IQAC/Outcome

The plan of action chalked out by the IQAC in the beginning of the year towards quality enhancement and the outcome achieved by the end of the year \*

Plan of Action	Achievements
1.Preparation of internal calendar	Introduced
2.Proposed to conduct science exhibition on Science day	Not Conducted
3.Workshop for higher secondary school teachers on teaching English language	Conducted
4.Technical up gradation of library and lab.	Achieved
5.Improvement of teaching - learning facility and research activities.	Achieved

\* Attach the Academic Calendar of the year as Annexure.

Academic Calendar of the year attached as **Annexure-I**

✓

✓

Governing body of the college is regularly monitoring the performance of both teaching and non-teaching staff. Based on the evaluation reports, steps are being taken to improve the quality of teaching learning process.

2.15 Whether the AQAR was placed in statutory body  Yes  No

Management  Syndicate  Any other body

## Part – B

### Criterion – I

#### I. Curricular Aspects

##### 1.1 Details about Academic Programmes

Level of the Programme	Number of existing Programmes	Number of programmes added during the year	Number of self-financing programmes	Number of value added / Career Oriented programmes
PhD	0	0	0	0
PG	4	0	2	0
UG	9	0	1	1
PG Diploma	0	0	0	0
Advanced Diploma	0	0	0	0
Diploma	0	0	0	0
Certificate	1	0	0	1
Others	0	0	0	0
<b>Total</b>	14	0	3	2
Interdisciplinary	0	0	0	0
Innovative	0	0	0	0

##### 1.2 (i) Flexibility of the Curriculum: CBCS/Core/Elective option / Open options

##### (ii) Pattern of programmes:

Pattern	Number of programmes
Semester	14
Trimester	0
Annual	0

##### 1.3 Feedback from stakeholders\*

**(On all aspects)**

Alumni  Parents  Employers  Students

Mode of feedback : Online  Manual  Co-operating schools (for PEI)

**\*Please provide an analysis of the feedback in the Annexure (Annexure II)**

There is limited flexibility in the revision of syllabi in the affiliated system

1.4 Whether there is any revision/update of regulation or syllabi, if yes, mention their salient aspects.

NIL

1.5 Any new Department/Centre introduced during the year. If yes, give details.

## Criterion – II

### 2. Teaching, Learning and Evaluation

2.1 Total No. of permanent faculty

Total	Asst. Professors <sup>14</sup>	Associate Professors	Professors	Others
41	25	14	NIL	2

2.2 No. of permanent faculty with Ph.D.

2.3 No. of Faculty Positions Recruited (R) and Vacant (V) during the year

Asst. Professors		Associate Professors		Professors		Others		Total	
R	V	R	V	R	V	R	V	R	V
	9			9	9 = 18				9

2.4 No. of Guest and Visiting faculty and Temporary faculty

2.5 Faculty participation in conferences and symposia:

No. of Faculty	International level	National level	State level
Attended	2	10	6
Presented papers	1	6	4
Resources used	Student centered learning is promoted by adopting new methods in teaching .		7

2.6 Innovative processes adopted by the institution in Teaching and Learning:



Nil

- 2.7 Total No. of actual teaching days during this academic year
- 2.8 Examination/ Evaluation Reforms initiated by the Institution (for example: Open Book Examination, Bar Coding, Double Valuation, Photocopy, Online Multiple Choice Questions) 10
- 2.9 No. of faculty members involved in curriculum restructuring/revision/syllabus development as member of Board of Study/Faculty/Curriculum Development workshop  80%
- 2.10 Average percentage of attendance of students
- 2.11 Course/Programme wise distribution of pass percentage :

Title of the Programme	Total no. of students appeared	Division				
		Distinction %	I %	II %	III %	Pass %
B.ComCo-op	38					77.7
B.ComC.A	26					77.0
B.Sc(Com.Sc)	29					83.0
B.Sc(Chem)	29					93.0
B.Sc(Botany)	27					85.2
B.Sc(FSc. )	23					87.0
B.A (English)	27					88.8
B.A (History)	35					88.6
M.A (English)	18					94.4

- 2.12 How does IQAC Contribute/Monitor/Evaluate the Teaching & Learning processes :

In the very beginning of the academic year, IQAC is taking keen interest on convening its meeting. As a follow up, every department is directed to prepare their own Semester plan. The detailed schedule of completion of the portions, holding of internal examinations, convening of class wise PTA meeting etc are the major activities monitored by IQAC. Feed back reports collected from the students are meticulously evaluated. Corrective measures in the form of special class tests, seminars and remedial teaching are done.

### 2.13 Initiatives undertaken towards faculty development

<i>Faculty / Staff Development Programmes</i>	<i>Number of faculty benefitted</i>
Refresher courses	2
UGC – Faculty Improvement Programme	-
HRD programmes	-
Orientation programmes	-
Faculty exchange programme	-
Staff training conducted by the university	-
Staff training conducted by other institutions	-
Summer / Winter schools, Workshops, etc.	-
Others	-

### 2.14 Details of Administrative and Technical staff

Category	Number of Permanent Employees	Number of Vacant Positions	Number of permanent positions filled during the Year	Number of positions filled temporarily
Administrative staff	25	Nil	Nil	Nil
Technical Staff	-	01	-	01

### Criterion – III

The faculties have been motivated to do research activities. For this a Research cell is functioning. Full time internet connectivity and INFLIBNET are provided for the researchers.

### 3. Research, Consultancy and Extension

#### 3.1 Initiatives of the IQAC in Sensitizing/Promoting Research Climate in the institution

--

#### 3.2 Details regarding major projects

	Completed	Ongoing	Sanctioned	Submitted
Number	Nil	Nil	1	Nil
Outlay in Rs. Lakhs	Nil	Nil	26 Lakhs	Nil

3.3 Details regarding minor projects

	Completed	Ongoing	Sanctioned	Submitted
Number	Nil	4	Nil	Nil
Outlay in Rs. Lakhs	Nil	Nil	192500	Nil

3.4 Details on research publications

	International	National	Others
Peer Review Journals	1		2
Non-Peer Review Journals			
e-Journals			
Conference proceedings		2	

3.5 Details on Impact factor of publications:

Range  Average  h-index  Nos. in SCOPUS

3.6 Research funds sanctioned and received from various funding agencies, industry and other organisations

Nature of the Project	Duration Year	Name of the funding Agency	Total grant sanctioned	Received
Major projects		DST	2600000	900000
Minor Projects		UGC	192500	192500
Interdisciplinary Projects				
Industry sponsored				
Projects sponsored by the University/ College				
Students research projects <i>(other than compulsory by the University)</i>				
Any other(Specify)		Nil		Nil
Total			2792500	1092500

Nil

3.7 No. of books published i) With ISBN No.  Chapters in Edited Books

Nil

Nil

Nil

ii) Without ISBN No.  Nil

Nil

Nil

3.8 No. of University Departments receiving funds from

UGC-SAP  Nil CAS  Nil DST-FIST  Nil  
DPE  Nil DBT Scheme/funds

3.9 For colleges

Autonomy  CPE  DBT Star Scheme   
INSPIRE  CE  Any Other (specify)

Nil

3.10 Revenue generated through consultancy

3.11 No. of conferences organized by the Institution

Level	International	National	State	University	College
Number		4	5		3
Sponsoring agencies	Nil	UGC	Govt of Kerala		College Management

3.12 No. of faculty served as experts, chairpersons or resource persons

3.13 No. of collaborations Nil International  National  Any other

3.14 No. of linkages created during this year

3.15 Total budget for research for current year in lakhs :

From Funding agency  From Management of University/College

Total

3.16 No. of patents received this year

Type of Patent		Number
National	Applied	NIL
	Granted	NIL
International	Applied	NIL
	Granted	NIL
Commercialised	Applied	NIL
	Granted	NIL

3.17 No. of research awards/ recognitions received by faculty and research fellows Of the institute in the year

4

Total	International	National	State	University	Dist	College
1			1	3		

1

3.18 No. of faculty from the Institution who are Ph. D. Guides and students registered under them

3.19 No. of Ph.D. awarded by faculty from the Institution Nil Nil  1 Nil

3.20 No. of Research scholars receiving the Fellowships (Newly enrolled + existing ones)

JRF  SRF  Project Fellows  Any other

3.21 No. of students Participated in NSS events:

University level	<input type="text"/>	State level	<input type="text"/>
National level	<input type="text" value="106"/>	International level	<input type="text"/>

3.22 No. of students participated in NCC events:

University level	<input type="text"/>	State level	<input type="text"/>
National level	<input type="text"/>	International level	<input type="text"/>

3.23 No. of Awards won in NSS:

University level	<input type="text"/>	State level	<input type="text"/>
National level	<input type="text"/>	International level	<input type="text"/>

3.24 No. of Awards won in NCC:

University level	<input type="text"/>	State level	<input type="text"/>
National level	<input type="text"/>	International level	<input type="text"/>

2

1

3.25 No. of Extension activities organized

University forum	<input type="text"/>	College forum	<input type="text"/>
NCC	<input type="text"/>	NSS	<input type="text"/>
		Any other	<input type="text"/>

3.26 Major Activities during the year in the sphere of extension activities and Institutional Social Responsibility

- NIL

## Criterion – IV

### 4. Infrastructure and Learning Resources

#### 4.1 Details of increase in infrastructure facilities:

Facilities	Existing	Newly created	Source of Fund	Total
Campus area	15 acre	-	-	15 acre
Class rooms	28	1	Management	29
Laboratories	8	1	Management	9
Seminar Halls	2	1	Management	3
No. of important equipments purchased ( $\geq$ 1-0 lakh) during the current year.		Two		
Value of the equipment purchased during the year (Rs. in lakhs)		One		
Others in the automated windows “Book magic”; Registered with INFLIBNET, N-list.		Equipped		
		Nil		

#### 4.2 Computerization of administration and library

--

#### 4.3 Library services:

	Existing		Newly added		Total	
	No.	Value	No.	Value	No.	Value
Text Books	18026	3783036	596	136200	18622	3919236
Reference Books	701	365400	205	95200	906	460600
e-Books			18	38100	18	38100
Journals	84	34800	3	720	87	35520
e-Journals			INFLIB NET			
Digital Database						
CD & Video	400	24000	60	4800	460	28800
Others (specify)						

#### 4.4 Technology up gradation (overall)

	Total Computers	Computer Labs	Internet	Browsing Centres	Computer Centres	Office	Departments	Others
Existing	97	2			2			
Added		-			-			
Total	97	2			2			

LAN facility with 58 system having high speed with a band width of 3.4 mpbs

4.5 Computer, Internet access, training to teachers and students and any other programme for technology upgradation (Networking, e-Governance etc.)

	5 Lakhs
	<del>30 Lakhs</del>

4.6 Amount spent on maintenance in lakhs :

i) ICT	5 Lakhs
ii) Campus Infrastructure and facilities	3 Lakhs
iii) Equipments	43 Lakhs
iv) Others	
<b>Total :</b>	

**Criterion – V** Along with application form prospectus was issued containing sufficient information about the programmes. Updated student’s hand book and academic calendar were also been distributed among the students and staff

**5. Student Support and Progression**

5.1 Contribution of AICTE to provide variables from a Sound Support Services mission of the institution, rules and regulations , facilities on the campus etc.

Alumni meeting is held every year as part of creating a common platform for the former students to keep up rapport with the

institution. It also enables to collect and record personal data.

5.2 Efforts made by the institution for tracking the progression

4

5.3 (a) Total Number of students

UG	PG	Ph. D.	Others
892	5652	-	-

(b) No. of students outside the state

(c) No. of international students

Separate opportunities for orientation bases for the professional departments to equip the employability skill of SC/ST students.

Skill development through ASAP training programme.

Men	No		Women	No	
	No	%		No	%
	952	100			

Orientation programme for NIAS aspirants by Career Guidance Cell.

Last Year						This Year					
General	SC	ST	OBC	Physically Challenged	Total	General	SC	ST	OBC	Physically Challenged	Total
51	107	6	701	11	865	53	110	4	785	-	952

Demand ratio 1:7.30

Dropout rate = 35.24% in UG and 8.30% in PG

5.4 Details of student support mechanism for coaching for competitive examinations (If any)

No. of students beneficiaries

5.5 No. of students qualified in these examinations

NET	<input style="width: 50px; height: 25px;" type="text"/>	SET/SLET	<input style="width: 50px; height: 25px;" type="text"/>	GATE	<input style="width: 50px; height: 25px;" type="text"/>	CAT	<input style="width: 50px; height: 25px;" type="text"/>
IAS/IPS etc	<input style="width: 50px; height: 25px;" type="text"/>	State PSC	<input style="width: 50px; height: 25px;" type="text"/>	UPSC	<input style="width: 50px; height: 25px;" type="text"/>	Others	<input style="width: 50px; height: 25px;" type="text"/>

5.6 Details of student counselling and career guidance

No. of students benefitted

5.7 Details of campus placement

<i>On campus</i>			<i>Off Campus</i>
Number of Organizations Visited	Number of Students Participated	Number of Students Placed	Number of Students Placed



Possible measures are taken to educate staff and students on issues of gender, inclusion and - environment.

- Poster displays.
- 5.8 Details of gender sensitization programmes
- Interaction with eminent personalities .
- Seminars on women rights are some notable activities.

### 5.9 Students Activities

5.9.1 No. of students participated in Sports, Games and other events

State/ University level  National level  International level

No. of students participated in cultural events

State/ University level  National level  International level

5.9.2 No. of medals /awards won by students in Sports, Games and other events

Sports : State/ University level  National level  International level

Cultural: State/ University level  National level  International level

### 5.10 Scholarships and Financial Support

	Number of students	Amount
Financial support from institution	36	36000/-
Financial support from government	574	153830/-
Financial support from other sources		
Number of students who received International/ National recognitions	Nil	Nil

5.11 Student organised / initiatives

Fairs : State/ University level  National level  International level

Exhibition: State/ University level  National level  International level

**Vision:** Building an egalitarian society through women empowerment. teachers using  
The quality based teaching learning process. In the C-1 teaching by providing using  
supportive staff, students' representative and parents review the functioning of  
project. Institutions are distributed to all departments. Smart Board is introduced  
**Mission:** Providing the best in education.  
ensure the visual teaching during the formulation of syllabi.

**Inculcating human values.**

5.12 No. of social initiatives undertaken by the students

**Developing leadership qualities.**

5.13 Major grievances of students (if any) redressed: The problem of the scarcity of drinking water was solved by providing additional water purifier in the administrative block.

**Fostering unflinching patriotism.**

**Criterion – VI**

**6. Governance, Leadership and Management**

6.1 State the Vision and Mission of the institution

6.2 Does the Institution has a management Information System

6.3 Quality improvement strategies adopted by the institution for each of the following:

6.3.1 Curriculum Development

6.3.2 Teaching and Learning



Admission is done by following the policy of Government of Kerala and regulations of University of Calicut. Last three years the process of admission is operated through single window programme of University. Through which both for UG and PG Programmes the choice of preference of college and allotment are made. The final selection and admission is by counselling.

Teaching	1
Non teaching	1
Students	103

6.5 Total corpus fund generated

6.6 Whether annual financial audit has been done

Yes  No

6.7 Whether Academic and Administrative Audit (AAA) have been done?

Audit Type	External		Internal	
	Yes/No	Agency	Yes/No	Authority
Academic	No		Yes	Management, Principal and students
Administrative	Yes	By LFA&DCE	Yes	Management

6.8 Does the University/ Autonomous College declare results within 30 days?

For UG Programmes Yes  No

For PG Programmes Yes  No

6.9 What efforts are made by the University/ Autonomous College for Examination Reforms?

6.10 What efforts are made by the University to promote autonomy in the affiliated/constituent colleges?



Possible measures are being done to reduce dropout rate by conducting awareness Environmental Activities and developmental activities are given more stress than other kinds. The introduction of new e-graduate programme for better communication as a fulfillment of employment facility for indoor games. The 1<sup>st</sup> floor of the library building is nearly on the same level, planting trees in and around the campus. Promotion of construction of annexure block.

3. 7.3 Give two Best Practices of the institution (please see the format in the NAAC Self-study Manuals) Up gradations of Laboratory facilities.

*\*Provide the details in annexure (annexure need to be numbered as i, ii,iii)*

7.4 Contribution to environmental awareness / protection

7.5 Whether environmental audit was conducted?      Yes       No

7.6 Any other relevant information the institution wishes to add. (for example SWOT Analysis)

**8. Plans of institution for next year**

Name \_\_\_\_\_


Name \_\_\_\_\_

\_\_\_\_\_  
Signature of the Coordinator, IQAC

\_\_\_\_\_  
Signature of the Chairperson, IQAC


\*\*\*














DATE	DAY	NOVEMBER – 2014	NO. OF WORKING DAYS
1	Sat		-
2	Sun		-
3	Mon	Muharram	-
4	Tue		100
5	Wed		101
6	Thu	University Examination (V Sem.)	102
7	Fri		103
8	Sat	Second Saturday	-
9	Sun		-
10	Mon		104
11	Tue	COLLEGE COUNCIL MEETING	105
12	Wed		106
13	Thu		107
14	Fri	Ending of sem.(III sem. PG),Children's Day	108
15	Sat		-
16	Sun		-
17	Mon		109
18	Tue		110
19	Wed	Mother's Day	111
20	Thu	University Examination (III Sem.)	112
21	Fri	University Examination(III Sem. PG)	113
22	Sat		-
23	Sun		-
24	Mon	Ending of Sem. I	114
25	Tue		115
26	Wed		116
27	Thu		117
28	Fri		118
29	Sat		-
30	Sun		-







cal



### KAHM Unity Women's College, Manjeri- Consolidated students' feedback report

<b>Name of Teacher</b>				
<b>Department of Commerce</b>	<b>Very good (%)</b>	<b>Good (%)</b>	<b>Satisfactory (%)</b>	<b>Unsatisfactory (%)</b>
Dr.C.Abdul Majeed	73	20	7.2	nil
Thahani	2.3	25.58	20.9	51.16
Febin	53	31	15	1.8
Najila	68.11	29.5	2.2	nil
Dr.VP Abdul Naser	28.3	44.8	17.9	7.4
Mr.TT Abdul Razak	28.28	41.4	23.2	7.0
Mis TK Fathima Sajitha	5.7	2.8	24.3	67
<b>Department of Botany</b>				
Dr.CM Abdul Salam	77.7	18.5	3.7	nil
Dr.Usman. A	71.2	20.5	7.6	Nil
Dr. K.Azeez	86.8	13.15	Nil	Nil
Sameena	35.2	61.8	11.76	Nil
Anusha	45.8	50	4.1	Nil
Swadha	44	48	4.0	4.0
Raihana	10.8	67.5	21.6	Nil
<b>Department of Family and Community Science</b>				
Mrs Anitha Beegam	15.9	61.3	18.18	4.5
Dr.Anie Ninnan	78	22	Nil	Nil
Mis Fathima Zuhra	90	10	Nil	Nil